

## Overview

Utilizes a proprietary, multi-factor quantitative investment process to create opportunities for better risk-adjusted returns. Portfolio construction constraints designed to deliver portfolio diversification, liquidity and risk mitigation.

## Key Reasons to Invest

- QIE seeks to provide long-term capital appreciation with reduced volatility.
- Provides exposure to large- and medium-sized companies from Europe, Australasia and the Far East.

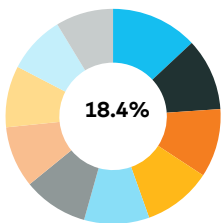
## Average Annual Compound Returns (%)

	1 MO.	3 MO.	6 MO.	YTD	1 YR.	2 YR.	3 YR.	5 YR.	10 YR.	PSD <sup>^</sup>
FUND	-1.3	-5.1	-5.9	-3.3	-3.3	-	-	-	-	6.1

<sup>^</sup> Performance start date as of January 30, 2017.

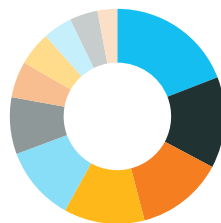
## Top 10 Holdings

Total Holdings: 106



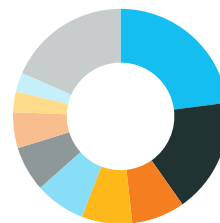
2.4%	Diageo PLC
2.0%	AstraZeneca PLC
1.9%	Jardine Matheson Holdings Ltd.
1.9%	Unilever PLC
1.8%	RELX NV
1.8%	United Overseas Bank Ltd.
1.7%	Nomura Real Estate Master Fund Inc.
1.7%	Check Point Software Technologies Ltd.
1.6%	Partners Group Holding AG
1.6%	Novartis AG

## Sector Allocation



19.9%	Financials
14.3%	Industrials
13.7%	Consumer Discretionary
12.7%	Health Care
11.7%	Consumer Staples
8.9%	Materials
5.7%	Information Technology
5.3%	Communication Services
4.6%	Real Estate
4.4%	Energy
3.1%	Utilities
-4.4%	Cash & Cash Equivalents

## Country Mix<sup>†</sup>



23.0%	Japan
17.3%	United Kingdom
8.0%	Switzerland
7.6%	France
7.6%	Germany
6.8%	Australia
5.4%	Hong Kong
3.1%	Singapore
2.9%	Israel
18.4%	Other

## Trading Information

Ticker Symbol	QIE
CUSIP	00851M101
Exchange	TSX

## ETF Facts

Inception Date	January 30, 2017
AUM	\$35.4 million
Management Fee	0.45%
MER	0.45%
Distribution Frequency	Annually
Holdings	106
Eligible for Registered Plans	Yes

<sup>†</sup>MER as of March 31, 2018.

The distribution is not guaranteed, may be adjusted from time to time at the discretion of the fund manager and may vary from payment to payment. Amount shown, if any, is the most recent distribution amount. <sup>‡</sup>Cash is not included.

Note: numbers may not add up to 100% because of rounding.

## Our Team

AGFiQ Asset Management is the quantitative investment platform for AGF powered by an intellectually diverse, multi-disciplined team that combines the complementary strengths of investment professionals across AGF and its affiliates from Highstreet Asset Management Inc. and FFCM, LLC.

## Our Difference

**AGFiQ's** quantitative investment philosophy is based on the belief that outcomes can be improved by assessing and targeting the factors that drive market returns. Given this philosophy, the team's objective is to provide better risk-adjusted returns through our construction of innovative investment portfolios that successfully balance risk management with opportunities for growth.

## Our Process

Through the use of proprietary, multi-factor, quantitative investment processes, **AGFiQ's** team evaluates securities in order to construct portfolios that successfully balance risk management with opportunities for growth. A disciplined, transparent and repeatable investment approach guided by proprietary factor and risk models, allows for intelligent and informed allocations in order to achieve investment objectives.

## For more information visit [AGFiQ.com](http://AGFiQ.com)

AGFiQ Asset Management (AGFiQ) is a collaboration of investment professionals from Highstreet Asset Management Inc. (HSAM), a Canadian registered portfolio manager, and of FFCM, LLC (FFCM), a U.S. SEC-registered adviser. This collaboration makes up the quantitative investment team.

AGFiQ are ETFs offered by AGF Investments Inc. and managed by Highstreet Asset Management. AGFiQ ETFs are listed and traded on organized Canadian exchanges and may only be bought and sold through licensed dealers. There is no guarantee that the ETFs will achieve their stated objectives as there is risk involved in investing in ETFs, which are outlined in their relevant prospectus. Before investing, you should carefully consider each ETF's investment objectives, risks, charges and expenses. Commissions, management fees and expenses all may be associated with investing in AGFiQ ETFs. The ETFs are not guaranteed, their values change frequently and past performance may not be repeated. Please read the prospectus carefully before you invest. A copy is available on [AGFiQ.com](http://AGFiQ.com).

The information contained in this fund profile is designed to provide you with general information related to investment alternatives and strategies and is not intended to be comprehensive investment advice applicable to the circumstances of the individual. Tax, investment and all other decisions should be made, as appropriate, only with guidance from a qualified professional. We strongly recommend that you consult with a financial advisor prior to making any investment decisions.

<sup>™</sup>The AGF and AGFiQ logos are registered trademarks of AGF Management Limited and are used under licence.